



ಬೃಹತ್ ಬೆಂಗಳೂರು ಮಹಾನಗರ ಪಾಲಿಕೆ  
Bruhat Bengaluru Mahanagara Palike



# BBMP COVID-19 WAR ROOM 14.12.2022



# OVERVIEW OF COVID-19 IN BENGALURU

**CASE TRENDS** ACTIVE CASES **1,354**

<u>Confirmed Cases</u>	<u>Recovered Cases</u>	<u>Death Cases</u>
<b>21</b> 18,76,441 #	<b>15</b> 18,58,096 #	<b>1</b> 16,991 #

**HOSPITALIZATION** **1**

<u>ICU – V</u>	<u>ICU</u>	<u>HDU</u>	<u>General</u>
-	-	-	<b>1</b>

INCLUDES GOVT. QUOTA AND PRIVATE WALK-IN HOSPITALIZATION

**VACCINATION** **182** 2,04,94,563 #

<u>First Dose</u>	<u>Second Dose</u>	<u>Precaution Dose</u>
<b>24</b> 96,79,708 #	<b>70</b> 94,84,270 #	<b>88</b> 13,30,585 #

**TRIAGING**

**MTU**  
**2**

**ACTIVE CZs**

**0**

**TESTING** **1,227** 3,19,96,281 #

<u>Positivity : 2.04%</u>	<u>RAT</u>	<u>RTPCR</u>
<small>*FOR LAST 7 DAYS</small>	<b>216</b>	<b>1,011</b>

**Tele Triage**  
**16**

**MCZs (< 5 cases)**  
**0**

**Clusters (> 5 cases)**  
**0**

# : indicates cumulative numbers till date



# ABSTRACT OF COVID-19 SCENARIO IN BENGALURU


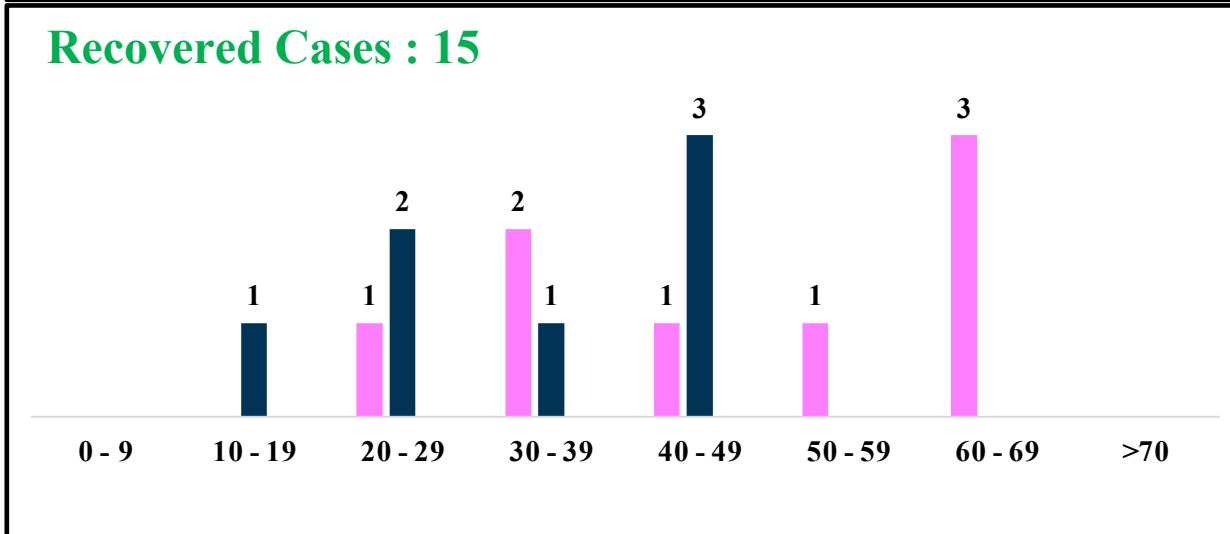
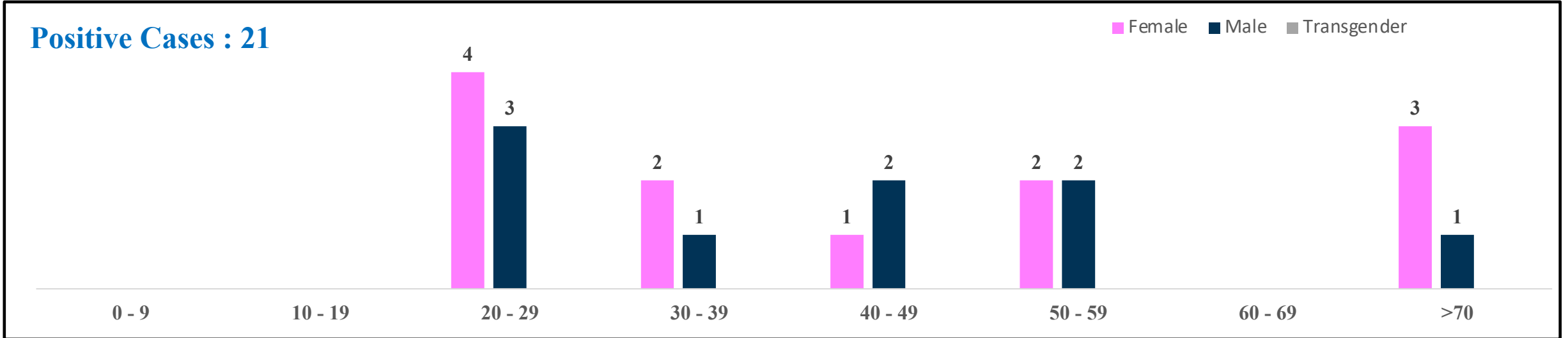


	MALE			FEMALE			TRANSGENDER			TOTAL		
	Last 24 Hours	Last 7 Days	Cumulative	Last 24 Hours	Last 7 Days	Cumulative	Last 24 Hours	Last 7 Days	Cumulative	Last 24 Hours	Last 7 Days	Cumulative
<b>Positive Cases</b>	9	63	11,06,459	12	55	7,69,786	0	0	196	21	118	18,76,441
<b>Recovered Cases</b>	7	187	10,93,889	8	133	7,64,020	0	0	187	15	320	18,58,096
<b>Death Cases</b>	1	1	10,761	0	0	6,226	0	0	4	1	1	16,991
<b>Total Tests Done</b>	<b>In Last 24 hrs. : 1,227</b>			<b>In last 7 days : 5,781</b>			<b>Cumulative : 3,19,96,281</b>					
<b>Vaccine Doses Administered</b>	<b>In Last 24 hrs. : 182</b>			<b>In last 7 days : 1,367</b>			<b>Cumulative : 2,04,94,563</b>					
<b>ACTIVE CASES</b>							<b>1,354</b>					

\*Covid deaths occurred today : 00 | Covid deaths occurred beyond last 24hrs., reported today : 01



# LAST 24 HOURS AGE GROUP AND GENDER WISE DISTRIBUTION

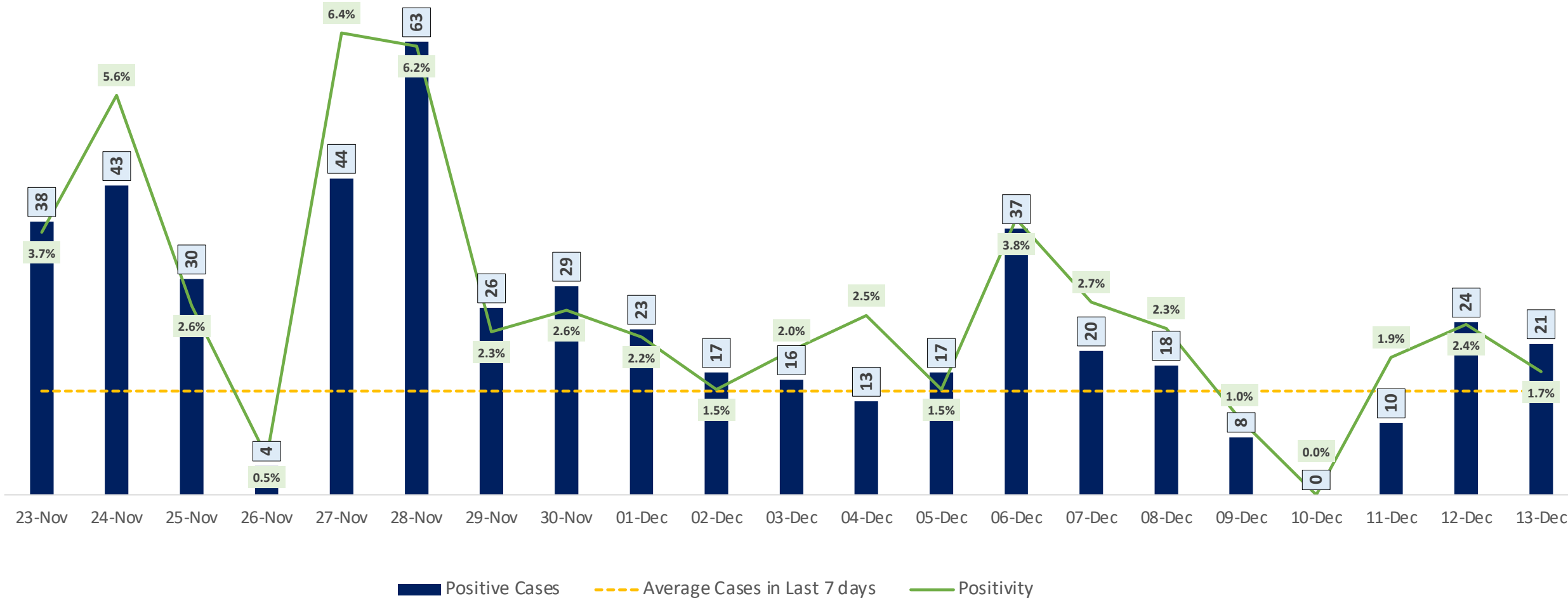




# POSITIVITY RATE OF BENGALURU – LAST 21 DAYS



Average Cases in Last 7 days : 14

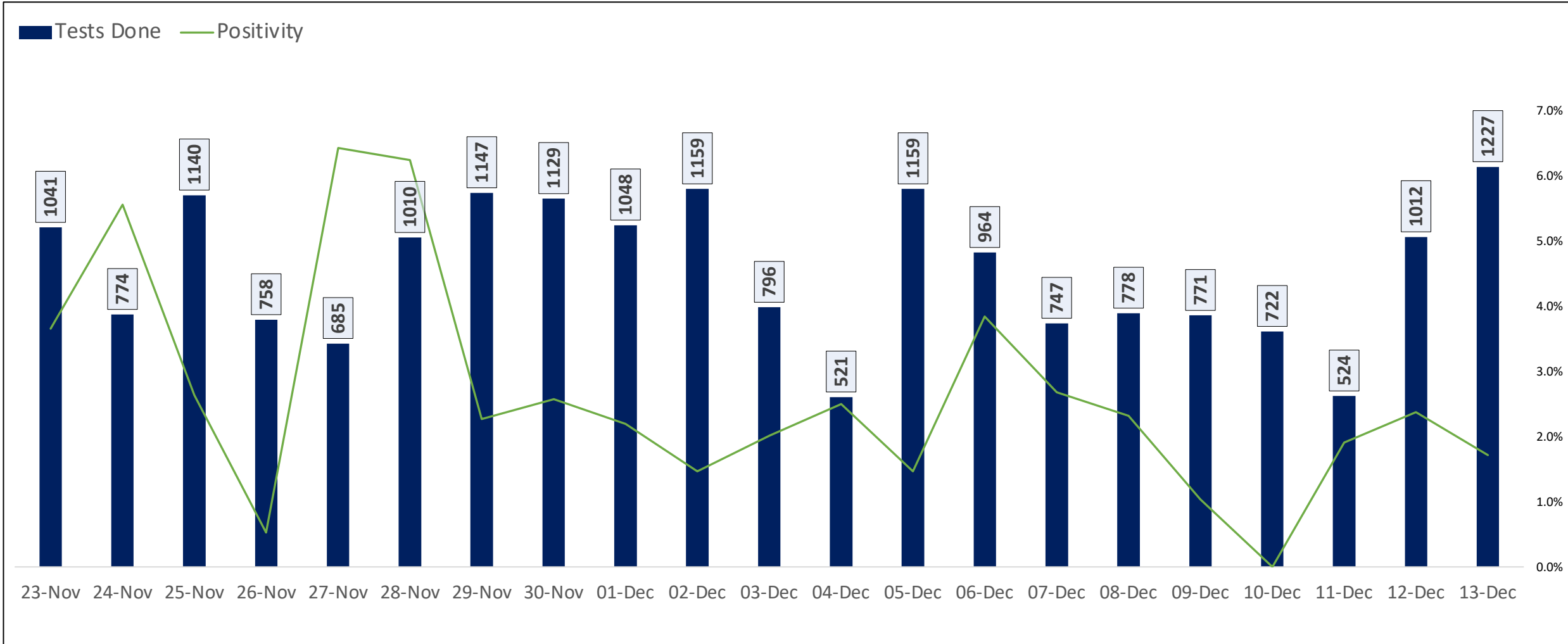




# TESTING TRENDS IN BENGALURU

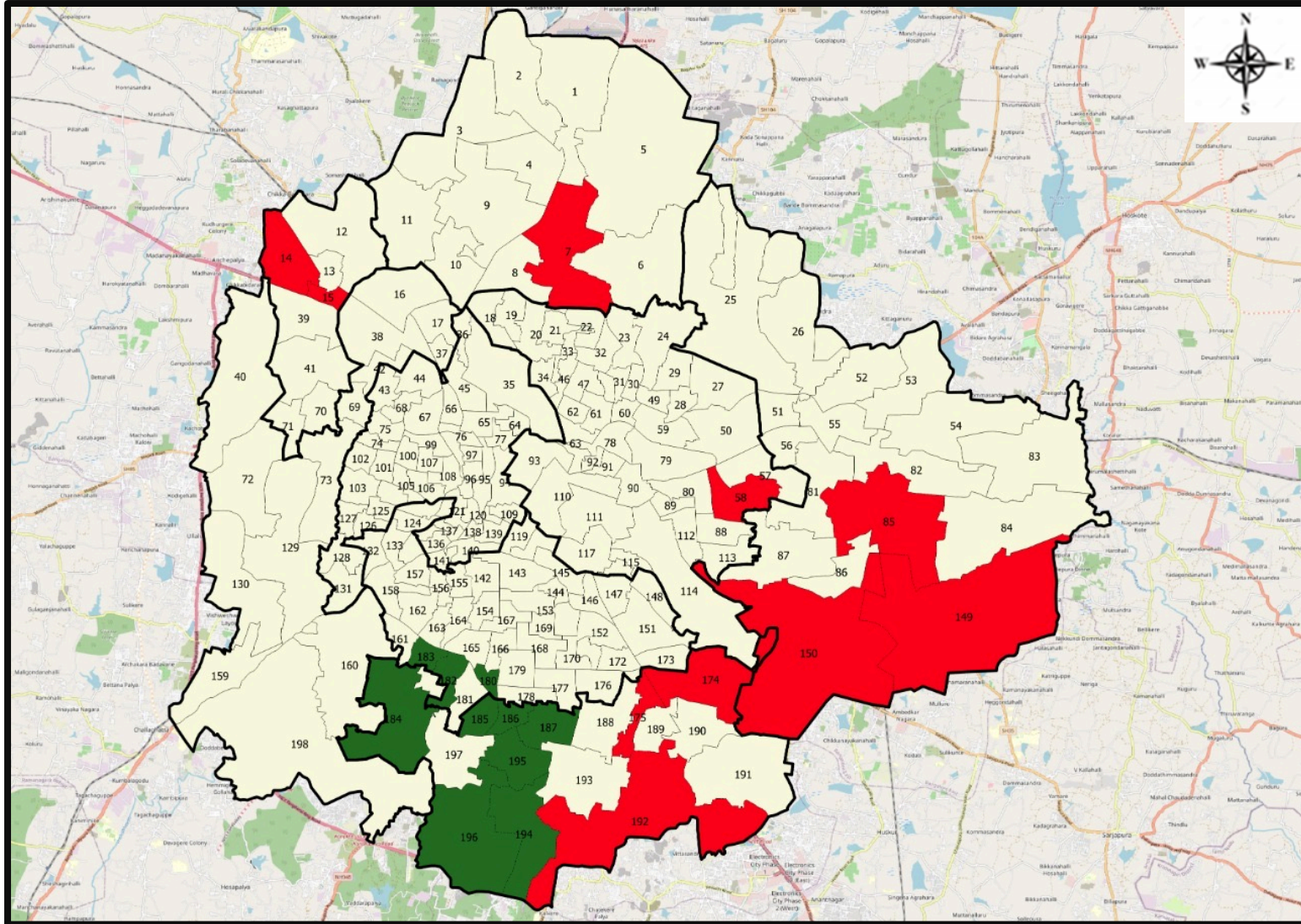


Total Test Conducted Till Date	Test Conducted Last 24 hours	Last 7 Days Average
3,19,96,281	1,227	826





# BENGALURU URBAN MAP SHOWING TREND OF POSITIVE CASES IN LAST 7 DAYS



## Top 10 wards reporting highest number of positive cases in last 10 days

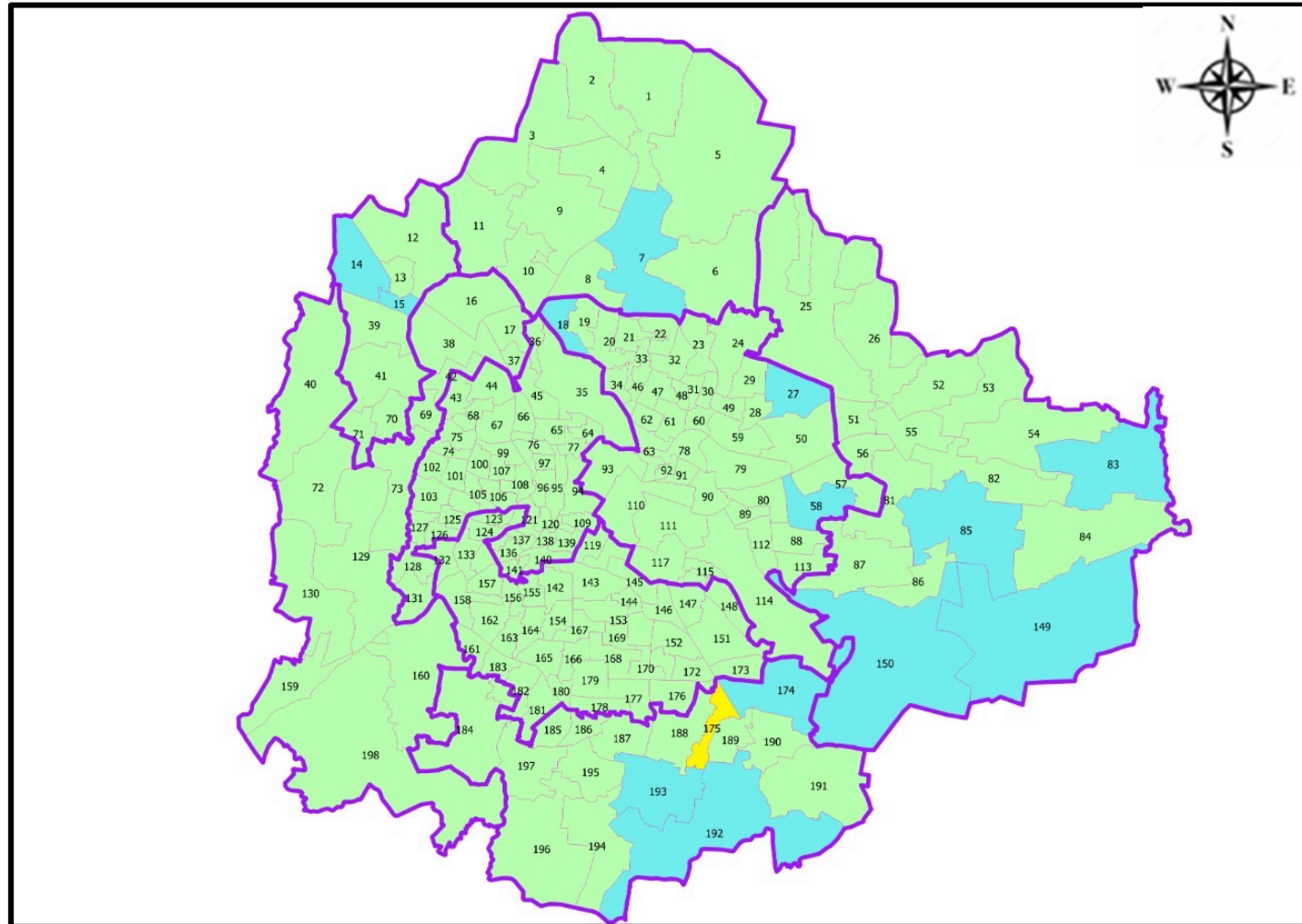
Ward No.	Ward Name	Daily Cases Average
175	Bommanahalli	1
14	Bagalakunte	1
85	Dodda Nekkundi	1
150	Bellanduru	1
174	HSR Layout	1
192	Begur	1
7	Byatarayanapura	1
15	T Dasarahalli	1
58	New Tippasandra	1
149	Varthuru	1







## Top 10 wards reporting least number of positive cases in last 7 days

Ward No.	Ward Name	Daily Cases Average
196	Anjanapura	0
195	Konanakunte	0
194	Gottigere	0
187	Puttenahalli	0
186	Jaraganahalli	0
185	Yelchenahalli	0
184	Uttarahalli	0
183	Chikkalsandra	0
182	Padmanabha Nagar	0
180	Banashankari Temple Ward	0



# BENGALURU MAP SHOWING INTENSITY OF POSITIVE CASES IN LAST 7 DAYS



-  Level 1 : 0 to 2 Cases
-  Level 2 : 2 to 5 Cases
-  Level 3 : 5 to 10 Cases
-  Level 4 : 10 to 25 Cases
-  Level 5 : More than 25 Cases
-  Zone Boundaries

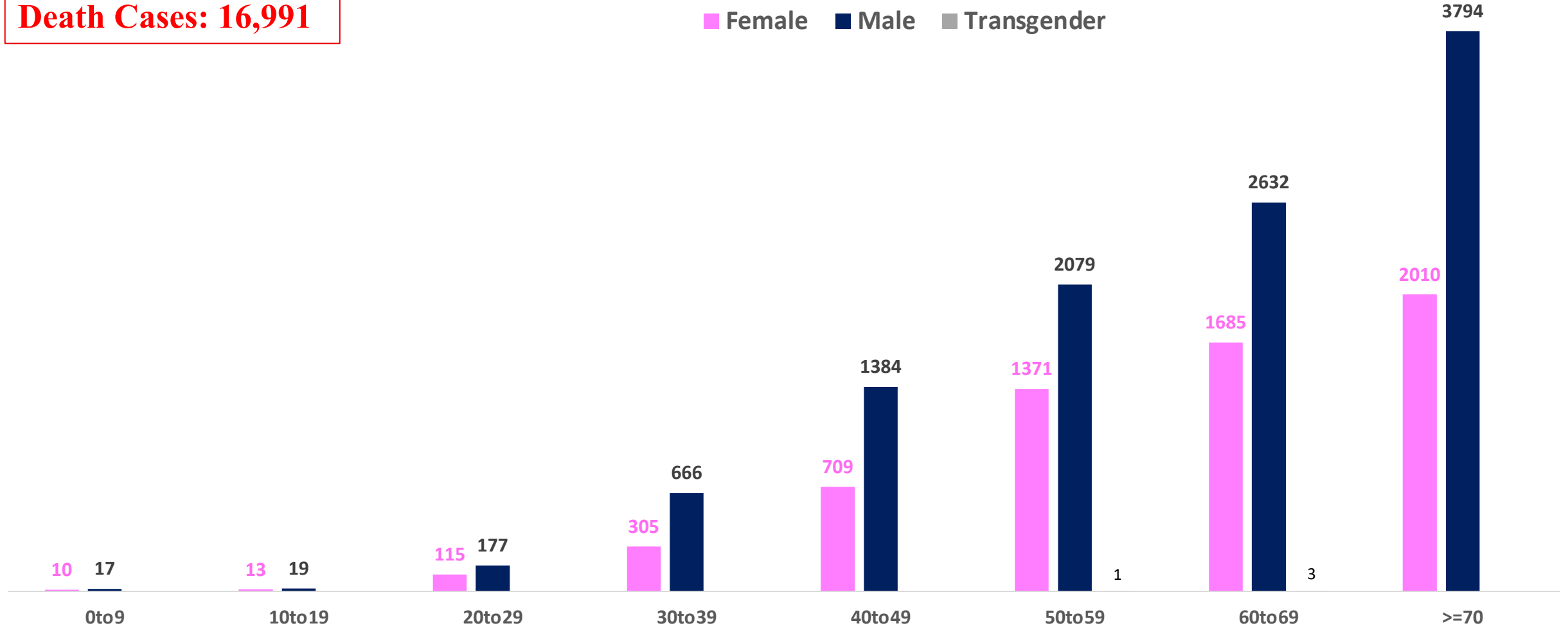




# AGE AND GENDER WISE DISTRIBUTION OF DEATH CASES



**Death Cases: 16,991**





# COVID-19 SCENARIO IN BENGALURU AND OTHER METROPOLITAN CITIES



CITY NAME	Positive Cases	Active Cases	Recovered	Deceased	Vaccine Doses Administered
New Delhi	20,07,041	13	19,80,509	26,519	3,73,17,328
Bengaluru*	18,76,441	1,354	18,58,096	16,991	2,37,78,980
Mumbai	11,54,098	69	11,34,285	19,744	2,21,34,555
Chennai	7,93,142	17	7,84,054	9,071	1,13,96,462

Source : <https://dashboard.cowin.gov.in/> at 5:00pm (14.12.2022)  
Source : <https://www.covid19bharat.org/> at 5:00pm (14.12.2022)

\*includes BBMP & Bengaluru Urban



# SNAPSHOT OF COVID-19 CASES IN BENGALURU URBAN



**Total Wards With  
<= 5 Cases\* :  
192**

**Tests Conducted  
on 13.12.2022:  
1,227**

**Recovery  
Rate\*:  
99.02%**

**Total  
Active Cases :  
1,354**

**Total Vaccinated  
on 13.12.2022:  
182**

**Positivity  
Rate\* :  
2.04%**

**Active  
Rate\*:  
0.07%**

**Case  
Fatality Rate\* :  
0.85%**





\*Total positive cases In the past 7 days

\*CFR and positivity is for Past 7 days



ಬೃಹತ್ ಬೆಂಗಳೂರು ಮಹಾನಗರ ಪಾಲಿಕೆ  
Bruhat Bengaluru Mahanagara Palike



<b>Download BBMP Bulletin</b>	<a href="https://apps.bbmpgov.in/covid19/mediabulletin.php">https://apps.bbmpgov.in/covid19/mediabulletin.php</a>
<b>To register for vaccination :</b>	<a href="https://selfregistration.cowin.gov.in/">https://selfregistration.cowin.gov.in/</a>
<b>BBMP COVID19 Dashboard:</b>	<a href="https://apps.bbmpgov.in/covid19/">https://apps.bbmpgov.in/covid19/</a>
<b>Follow us on:</b>	 <a href="http://www.facebook.com/bbmp.comm1/">www.facebook.com/bbmp.comm1/</a>
	 <a href="https://twitter.com/BBMPCOMM">twitter.com/BBMPCOMM</a>
	  <a href="https://www.instagram.com/BBMPSplHealth">BBMPSplHealth</a>

Issued by:

Honorable Chief Commissioner, BBMP  
Special Commissioner Health & IT, BBMP  
MD, Bengaluru Smart City Limited

**THANK YOU !**

